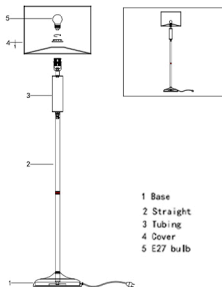


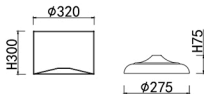
Specification of installation

In order to ensure safety use, please notice the following items:

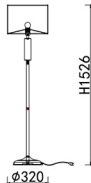
- Read and understand the whole Specification.
- Suitable for the use of 220-240V and 50-60Hz.
- Must be installed on the fixed places and be checked annually
- Please wear gloves as instalment and avoid rot on the surface of plaeting.
- **Please turn off** the lighting source by soft cloth as cleaning prohibited to use of rotted detergent.
- Please connect with the local sales service center when there are anv abnormality.



BASE SIZE:



FITTURE SIZE:



Product coding: MAESTRO PT1